

# CONSTRUCTION SIGNAGE



NES | VISUAL THINKING

# Contents

## Statutory and Mandatory

- 1 G1.1C, GPHC1.1, GPHC1.2
- 2 G1.1A
- 3 G1.1B
- 4 G1.5, GPHC1.3, GPHC
- 5 G1.5A
- 6 G1.2
- 7 GPHC2.3
- 8 GPHH2.1, GPHS1

## Fire Emergency & First Aid

- 9 G1.1 (First Aid)
- 10 GPHS2.2, GPHS2.3, GPHS2.4
- 11 FPP/GPH, GFPP, GPHF1.2
- 12 G1.1 (Fire Emergency)
- 13 G1.1S

## Warning

- 14 G1.1 (First Aid)

## Site Safety

- 15 G1.1AK, G1.1AI
- 16 G1.8

## Site Awareness

- 17 GHSC
- 18 GHB, GMS

## Bespoke Signage

- 19 BesG1.1, BesG1.5

## Notice Boards

- 20 G1.3
- 21 G1.4

## Flag Pole

- 22 GPH/FP

## Banners

- 23 GBAN

Please be aware that all orders are subject to an overnight carriage charge of £15 for upto 20kg. Anything over this weight may incur further charges. Please contact us for further details.

# N E S

This brochure has been created and sent to you by NES.

## **Who are we?**

We currently supply some of the UK's largest construction companies with Site, Directional and Health & Safety site signage.

We have two large manufacturing facilities in Essex, with well over 80 staff, have worked on construction projects throughout the UK and Europe.

## **What else can we do for you?**

Anything from aluminium rainscreen cladding and signage schemes to fleet vehicle graphics. What don't we do would be a fairer question.

Just some of the services available to you from NES :

- ◆ Retail and corporate signage schemes
- ◆ Hospital, school and public sector signage including Tactile and Braille wayfinding signage projects
- ◆ A-boards, V-boards and directional signage
- ◆ Site hoarding, building wraps and marketing signage and graphics
- ◆ Aluminium and ACM rainscreen cladding projects
- ◆ Fully glazed LED lightwalls and lightpanels
- ◆ Museum and Retail displays and graphics

If you have any questions, we have people here, ready and waiting to help you. So please, come and see us, email us or even give us a call today.

NES  
15 Clough Road  
Severalls Industrial Estate  
Colchester  
Essex CO4 4QS  
t/ 01206 843200  
e/ [info@nes-solutions.co.uk](mailto:info@nes-solutions.co.uk)  
w/ [www.nes-solutions.co.uk](http://www.nes-solutions.co.uk)



**G1.1C, GPHC1.1 & GPHC1.2**

Statutory Safety

3mm Foamex or Self Adhesive Vinyl



G1.1C



GPHC1.1



GPHC1.2

Substrate	FMX	Vinyl
G1.1C - 400 x 600mm	£5.33	£4.51
GPHC1.1 - 400 x 600mm	£5.33	£4.51
GPHC1.2 - 400 x 600mm	£5.33	£4.51



## G1.1A

### Statutory Safety Wear

3mm Foamex or Self Adhesive Vinyl



G1.1Aa



G1.1Ab



G1.1Ac



G1.1Ad



G1.1Ae



G1.1Af



G1.1Ag

Substrate	FMX	Vinyl
G1.1A - 400 x 600mm	£5.33	£4.51



**G1.1B**

No unauthorised access

3mm Foamex or Self Adhesive Vinyl



Substrate	FMX	Vinyl
G1.1B - 400 x 600mm	£5.33	£4.51



## G1.5, GPHC1.3 & GPHC1.4

Door Signs

3mm Foamex or Self Adhesive Vinyl



GPHC1.3



GPHC1.4



G1.5A



G1.5B



G1.5C



G1.5D



G1.5E




G1.5G



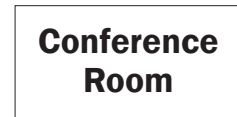
G1.5J



G1.5K



G1.5L



G1.5M



G1.5N



G1.5P



G1.5Q



G1.5R



G1.5S



G1.5T



G1.5U



G1.5V



G1.5W



G1.5X



G1.5Y



G1.5Z

Substrate	FMX	Vinyl
GPHC1.3 - 300 x 150mm	£3.38	£3.21
GPHC1.4 - 300 x 150mm	£3.38	£3.21
G1.5 - 300 x 150mm	£3.38	£3.21



**We apologise for  
any inconvenience  
caused by  
these works**

G1.5Aa

**No parking in  
this area at  
any time**

G1.5Ad

Substrate	FMX	Vinyl
G1.5A - 600 x 400mm	£9.75	£8.95



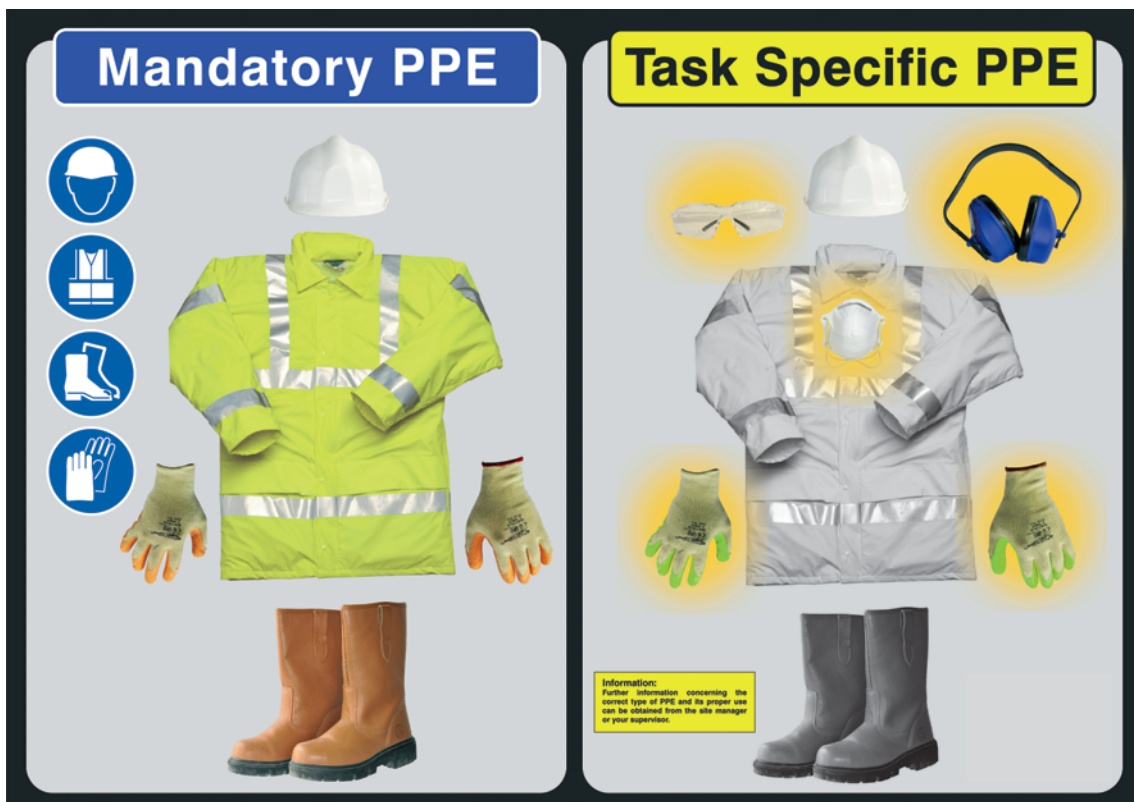




The sign is a vertical rectangular panel with a white border. It is divided into several horizontal sections. At the top is a green bar with the words "SITE SAFETY" in white, bold, sans-serif capital letters. Below this is a red bar with the words "CAUTION" and "SITE ENTRANCE" in white, bold, sans-serif capital letters. The main body of the sign contains three rows of information, each with an icon on the left and text on the right. The first row has a blue circle with a white exclamation mark, followed by a blue rectangular box containing white text: "All visitors & delivery drivers must report to the site office. Adhere to designated pedestrian or traffic routes whilst observing any speed or parking restrictions." The second row has a yellow triangle with a black border and a black exclamation mark, followed by a yellow rectangular box containing black text: "Construction work in progress. Parents are advised to warn children of the dangers of entering this site." The third row has a red circle with a white border and a black hand with fingers spread, crossed out by a red diagonal line, followed by a red rectangular box containing white text: "Unauthorised entry to this site is strictly forbidden".

Substrate	3mm	5mm	10mm
G1.2 - 600 x 900mm	£25.00	£27.50	£31.50





Substrate	FMX
GPHC2.3 - 600 x 850mm	£23.00



**GPHH2.1 & GPHS1**

Site Safety

3mm Foamex



GPHH2.1



GPHS1.1



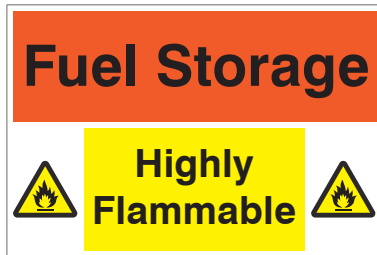
GPHS1.2



GPHS1.3



GPHS1.4



GPHS1.5



GPHS1.6



GPHS1.

Supplied with self adhesive arrows



GPHS1.8

Substrate	FMX
GPHH2.1 - 300 x 600mm	£4.95
GPHS1.1 - 400 x 600mm	£5.25
GPHS1.2 - 400 x 600mm	£5.25
GPHS1.3 - 400 x 600mm	£5.25
GPHS1.4 - 400 x 600mm	£5.25
GPHS1.5 - 400 x 600mm	£5.25
GPHS1.6 - 400 x 600mm	£5.25
GPHS1.7 - 400 x 600mm	£5.25
GPHS1.8 - 300 x 600mm	£4.95



3mm Foamex, Self Adhesive Vinyl or 1mm PVC



G1.1F



G1.1V

# Emergency Resuscitation

**ACT AT ONCE - DELAY IS FATAL**

**1 Make sure it is safe to approach**  
If the casualty is still touching the source of the shock break the contact by switching off the current, removing the plug or unswitching the cable fuse. If this is not possible, stand on dry insulating material such as newspaper or a rubber mat and try to push or pull the casualty clear of the contact using a broom or a stick. Do not touch the casualty with bare hands, but if nothing else is available then grip any loose dry clothing that under the armpits and pull the casualty away from the source.

**3 Mouth-to-mouth ventilation-speed is essential**  
1. Open the airway, check for and remove any obstructions.  
 2. Check again for breathing as described above. If breathing has started, place casualty in the recovery position.  
 3. If casualty is still not breathing, take a deep breath, pinch casualty's nostrils closed, using finger and thumb, place your mouth over the casualty's mouth, ensuring a good seal, and blow into the lungs, watching the chest rise. Remove your mouth completely, breathe out, repeat air and watch the chest fall. Repeat this procedure once more so that you do two complete ventilations.

**4 IF AFTER TWO VENTILATIONS the casualty does not respond, start external chest compression**  
1. Kneel alongside casualty facing the chest. Place the heel of your hand on the lower half of the breastbone to depress chest about 5cm (2 1/4 inches). Do this 15 times at the rate of 10 a minute.  
 2. Repeat the airway and give two ventilations.  
 3. Repeat the 15 compressions and two ventilations for one minute and then check carotid pulse. If you find a pulse continue with ventilations until natural breathing is restored, then place casualty in the recovery position. If there is no pulse, repeat the cycles of compressions and ventilations, checking for a pulse every three minutes or 12 cycles.

**2 Check for signs of breathing**  
Open the airway by tilting the head and lifting the chin (see diagram). Place ear above casualty's mouth and nose and listen, look and feel for breathing.

**If the casualty is breathing**  
Place casualty in the recovery position and call for medical aid.

**If NOT breathing**  
Get someone to call medical aid while you begin mouth-to-mouth ventilation.

**4. Check carotid pulse on the neck (see diagram).**  
If you find a pulse but the casualty is not breathing, then continue ventilations at a rate of 10-15 times a minute, or one breath every 4 seconds. When normal breathing returns, place casualty in the recovery position.

**YOUR FIRST AIDER IS**

---

**EMERGENCY SERVICES**

nearest first aid:	ambulance:	doctor:	hospital:
phone:	phone:	phone:	phone:

G1.1G

Substrate	FMX	Vinyl	PVC
G1.1F - 200 x 250mm	£8.26	£8.11	£8.05
G1.1G - 450 x 600mm			£32.50
G1.1V - 300 x 100mm	£3.97	£3.86	£3.70



**GPHS2.2, GPHS2.3 & GPHS2.4**

First Aid

3mm Foamex



**GPHS2.2**



**GPHS2.3**



**GPHS2.4**

Substrate	FMX
GPHS2.2 - 300 x 400mm	£4.50
GPHS2.3 - 300 x 400mm	£4.50
GPHS2.4 - 300 x 400mm	£4.50



# FPP/GPH, GFPP & GPHF1.2

Fire Point

3mm Foamex, Correx or Self Adhesive Vinyl

**FIRE**

**Report**  
1. Sound alarm  
2. Telephone state "FIRE", and location

**Attack**  
Use correct extinguisher type as shown by chart

**Evacuation**  
Staff to assemble outside

**General**  
Special instructions

**Fire point**

**Fire extinguisher types and uses**

FIRE RISK TYPE	WATER	FOAM	CO2	POWDER
Wood, paper and textiles	✓	✓		✓
Flammable liquids		✓	✓	✓
Flammable gases				✓
Oil - electrical equipment			✓	✓
Vehicle protection		✓		✓

Fix means of raising alarm here

FPP/GPH

**FIRE**

**Report**  
1. Sound alarm  
2. Telephone state "FIRE", and location

**Attack**  
Use correct extinguisher type as shown by chart

**Evacuation**  
Staff to assemble outside

**General**  
Special instructions

**Fire point**

**Fire extinguisher types and uses**

FIRE RISK TYPE	WATER	FOAM	CO2	POWDER
Wood, paper and textiles	✓	✓		✓
Flammable liquids		✓	✓	✓
Flammable gases				✓
Oil - electrical equipment			✓	✓
Vehicle protection		✓		✓

CUSTOMERS A3 SITE MAP

Fix means of raising alarm here

GFPP

**Fire Assemble Point**

GPHF1.2

Substrate	FMX	Correx	Vinyl
FPP/GPH - 400 x 510mm	£5.25		
GFPP - 600 x 510mm	£14.25	£13.13	£11.70
GPHF1.2 - 600 x 400mm	£5.25		



3mm Foamex, Self Adhesive Vinyl or 1mm PVC



G1.1H



G1.1M




G1.1N




G1.1Q



G1.1P



G1.1Y



G1.1Z



G1.1J



G1.1K



G1.1L

Substrate	FMX	Vinyl	PVC
G1.1H - 200 x 300mm		£4.25	£4.10
G1.1J - 200 x 100mm	£1.82	£1.72	
G1.1K - 300 x 100mm	£1.82	£1.72	
G1.1L - 300 x 100mm	£1.82	£1.72	
G1.1M - 200 x 300mm	£3.54	£3.33	
G1.1N - 200 x 300mm	£3.54	£3.33	
G1.1P - 300 x 250mm	£4.42	£4.16	
G1.1Q - 300 x 200mm	£3.54	£3.33	
G1.1Y - 100 x 100mm	£1.24	£1.04	
G1.1Z - 100 x 100mm	£1.24	£1.04	





**Health and Safety Law**  
*What you need to know*

All workers have a right to work in places where risks to their health and safety are properly controlled. Health and safety is about stopping you getting hurt at work or ill through work. Your employer is responsible for health and safety, but you must help.



**What employers must do for you**

- 1 Decide what could harm you in your job and the precautions to stop it. This is part of risk assessment.
- 2 In a way you can understand, explain how risks will be controlled and tell you who is responsible for this.
- 3 Consult and work with you and your health and safety representatives in protecting everyone from harm in the workplace.
- 4 Free of charge, give you the health and safety training you need to do your job.
- 5 Free of charge, provide you with any equipment and protective clothing you need, and ensure it is properly looked after.



**What you must do**

- 6 Provide toilets, washing facilities and drinking water.
- 7 Provide adequate first-aid facilities.
- 8 Report injuries, diseases and dangerous incidents at work to our Incident Contact Centre: **0845 300 9923**
- 9 Have insurance that covers you in case you get hurt at work or ill through work. Check a hard copy or electronic copy of the current insurance certificate where you can easily read it.
- 10 Work with any other employees or contractors sharing the workplace or providing services, so that everyone's health and safety is protected.



**If there's a problem**

- 1 If you are worried about health and safety in your workplace, talk to your employer, supervisor, or health and safety representative.
- 2 You can also look at our website for general information about health and safety at work.
- 3 If, after talking with your employer, you are still worried, please see below. We can get you in touch with the local enforcing authority for health and safety and the Employment Medical Advisory Service. You don't have to give your name.

**HSE helpline:**  
**0845 345 0055**  
**HSE website:**  
[www.hse.gov.uk](http://www.hse.gov.uk)

**Fire safety**  
You can get advice on fire safety from the Fire and Rescue Services or your workplace fire officer.

**Employment rights**  
Find out more about your employment rights at:  
[www.direct.gov.uk](http://www.direct.gov.uk)

Your health and safety representative:  
  
  
Other health and safety contacts:

**HSE**  
Health and Safety Executive  
1500 Wood Lane, Borehamwood, Hertfordshire, AL9 6NH  
Tel: 0845 300 9923  
www.hse.gov.uk

Substrate	PVC
G1.1S - 420 x 594mm	£14.70





## G1.1 & G1.5Ae

### Warning Signs

3mm Foamex or Self Adhesive



G1.5Ae



G1.1A



G1.1E



G1.1W



G1.1X

Substrate	FMX	Vinyl
G1.5Ae - 600 x 400mm	£9.75	£8.93
G1.1A - 600 x 400mm	£6.31	£3.09
G1.1E - 600 x 200mm	£6.31	£3.09
G1.1W - 600 x 200mm	£6.31	£3.09
G1.1X - 600 x 200mm	£6.31	£3.09



**G1.1AK & G1.1AI**

Mobile phone designated area

3mm Foamex or Self Adhesive Vinyl



G1.1AK



G1.1AI

Substrate	FMX	Vinyl
G1.1AK - 600 x 400mm	£9.75	£8.93
G1.1AI - 300 x 200mm	£3.54	£3.39



**G1.8**

Safety Promotion

3mm Foamex or Self Adhesive Vinyl



G1.8F



G1.8J



G1.8K



G1.8M



G1.8N



G1.8U

Substrate	FMX	Vinyl
G1.8 - 600 x 400mm	£4.76	£4.50



# **GHSC**

Helmet Sticker

Self Adhesive Vinyl



GHSC: actual size

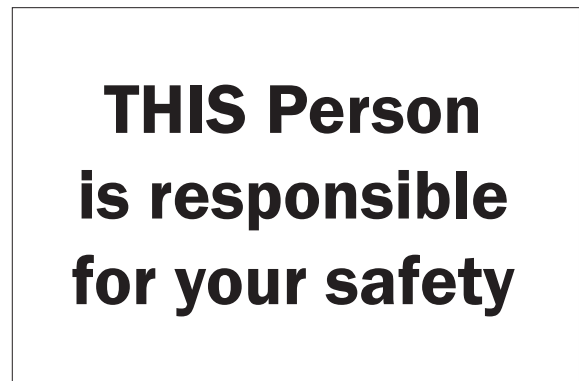
Quantity	1-499	500-999	1000-2499	2500-4999	5000-7999	8000-9999	10000+
GHSC - 45 x 45mm	25p each	22p each	20p each	18p each	17p each	16p each	15p each



5mm Foamex with Dry Wipe Finish  
or mirror sticker, black on clear vinyl



GHB



GMS : actual size

Substrate	FMX	Vinyl (1-100)
GHB - 600 x 900mm	£49.00	£39.00
GMS - 75 x 50mm		30p



## BesG1.1 & BesG1.5

Bespoke Signage

3mm Foamex or Self Adhesive Vinyl



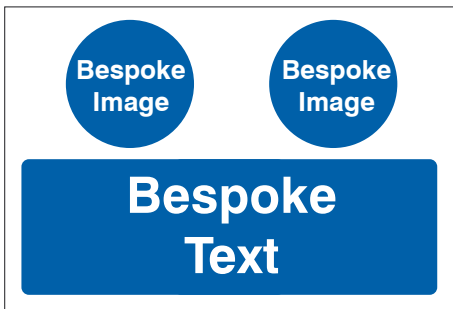
BesG1.1AA



BesG1.1A



BesG1.1E



BesG1.1C



BesG1.1D



BesG1.1C.1




BesG1.5A

Substrate	FMX	Vinyl
BesG1.1AA - 400 x 600mm	£13.00	£11.05
BesG1.1A - 400 x 600mm	£13.00	£11.05
BesG1.1E - 600 x 200mm	£9.75	£6.50
BesG1.1C - 600 x 400mm	£13.00	£11.05
BesG1.1D - 600 x 400mm	£13.00	£11.05
BesG1.1C.1 - 600 x 400mm	£13.00	£11.05
BesG1.5A - 300 x 150mm	£5.50	£4.50



## G1.3

### Notice Board



Substrate	1
G1.3 - 2440 x 1220mm	£156.00



## G1.4

### Lockable Noticeboard



Substrate	1
G1.4 - 610 x 1220mm	£255.00





**GPH/FP**

6m one piece aluminium flagpole  
60mm dia. 3mm wall thickness



GPH/FP : 3-5 day lead time

Substrate	1
GPH/FP - 6m flagpole	£161.50



## GBAN

Printed and finished banners (landscape or portrait)

Larger sizes available in wind relieving mesh

Insert your logo, text  
and pictures here

### Example



Size	1
GBAN 8' x 2'	£148.00
GBAN 10' x 2'	£160.00
GBAN 15' x 2'	£191.00
GBAN 10' x 3'	£182.00
GBAN 20' x 3'	£265.00
GBAN 16' x 4'	£266.00





N E S | V I S U A L T H I N K I N G

15 clough road  
severalls industrial estate  
colchester  
co4 9qs

**T/ 01206 843 200**

**F/ 01206 845 090**

**E/ [info@nes-solutions.co.uk](mailto:info@nes-solutions.co.uk)**

**W/ [nes-solutions.co.uk](http://nes-solutions.co.uk)**